

# Category 6 Patch Panels

LINK Category 6 Patch Panel is designed to mount on 19" EIA rack with light weight and very easy to terminate and arrange the cable on back of patch panel with Cable Management Support Bar. LINK CAT 6 Patch Panel transmission data rates is exceeded the requirement of ANSI/TIA-568-C.2 Category 6 performance.

LINK Category 6 Patch Panel consists of 6-port jack module allows easy replacement and maintenance. The termination is provided label color recommend T568B and universal pattern (568A/B) for easy to read and prevent termination errors. The 6-port jack module is designed for preventing the effect of terminate to interrupt on another ports. The Patch Panel also supply with cable support bar and cable tie to keep the cable arrange and management and avoid cable from over bending. The Patch Panel is made of black Aluminium Light Weight Steel with Hair Line Classic Shine and White Paper Label insert within clear plastic cover.


## SPECIFICATION




Standard	: ANSI/TIA-568-C.2 Category 6, ISO/IEC11801 Class E and EN50173-1
Application	: IEEE802.3, 1000Base-T, 10/100Base-TX, 4/16 Token ring, 155/622 and 1.2G ATM, POE, ISDN, VoIP and other
Wiring Pattern	: T568B / T568A Universal Color Pattern
Panel	: Metal Paint Black Color w/ABS for US-3124+
	: Aluminium Light Weight Steel with Hair Line Classic Shine for US-3124
Label	: White Paper insert within clear plastic cover
Cable Organizing	: Cable Support Bar and Cable Ties
Connector Type	: RJ45 8 Pin
Jack Contact	: Phosphor Bronze with over 50 micro-inches gold plating
Termination Block	: Dual Type 110 IDC or KRONE
Termination Material	: Phosphor Bronze with tin over 100 micro-inches nickel under plated
Durability	: 800 mating cycles (Modular Jack) 200 termination cycles (110 IDC Block)
Wire Size	: 26AWG - 22AWG Solid & Stranded Wire
Approvals	: UL Listed E196947 and Intertek Channels Test
Certified	: Lead-free & RoHS Compliant by TUV



A



B



B




C

Part No.	Description	Height	Figure
US-3124+	CAT 6 PATCH PANEL 24 PORT with Management	1.75" (1U)	A
US-3124	CAT 6 PATCH PANEL 24 PORT with Support Bar	1.75" (1U)	B
US-3148	CAT 6 PATCH PANEL 48 PORT with Support Bar	3.50" (2U)	C


## Category 6 Special Patch Panels

The Patch Panels come T568A and T568B wiring and fully comply with ANSI/TIA-568-C.2 specifications for Insertion loss (Attenuation), Near-End Crosstalk (NEXT), Return Loss, and Far-End Crosstalk (FEXT) for data transmissions of any pair combination with frequencies up to 250MHz.

Half-U and High density patch panels are most useful commonly used at the cross-connect area for switches to the distribution side of the network, and can be save the area to mounted on 19" EIA racks or cabinets.



A



B

Part No.	Description	Height	Figure	Cable Management
US-3125	CAT 6, HALF-U PATCH PANEL 24 PORT	0.875" (0.5U)	A	included
US-3149	CAT 6, HIGH DENSITY PATCH PANEL 48 PORT	1.75" (1U)	B	included