


Designed for change LINK RJ45 JACK for suitable with all kinds of Electrical Face Plates.


SPECIFICATION



Material : ABS, UL94V-0
 Color : Same as original face plate.
 RoHS Compliant



Part No.	Description	Color	Figure	Package
US-2005	CHANGER For Full Colour Panasonic Face Plate	Panasonic, Full Color	A	10 Pcs/Bag
US-2006	CHANGER For Wide Series Panasonic Face Plate	Panasonic, Wide	B	10 Pcs/Bag
US-2107	CHANGER For Magic Bticino Face Plate	Bticino Magic	C	10 Pcs/Bag
US-2108	CHANGER For Matix Bticino Face Plate	Bticino Matix	D	10 Pcs/Bag
US-2109	CHANGER For New Clipsal Face Plate	Clipsal	E	1 Pcs/Bag
US-2001	BLANK Insert Face Plate	White	F	10 Pcs/Bag
US-1000	PLUG Cover W / line Clamp	White	G	10 Pcs/Bag
US-2200	RJ 45 SOCKET Protector	White	H	10 Pcs/Bag
US-2201	RJ 45 SOCKET Protector	White	H	10 Pcs/Bag




Wall Boxes

LINK Wall Box designs for fitting standard of electrical junction box, easy installation. Suitable for all type of LINK standard face plate.

SPECIFICATION

Material : ABS, UL94V-0
 Housing Color : Ivory & White with LINK logo
 Dimension : L 114 x W 70 x D 40 mm. (US-2015)
 : L 114 x W 70 x D 47 mm. (US-2016)
 Accessory : included two screws and nylon anchor
 RoHS Compliant




Part No.	Description	Dimension (mm.)	Color	Figure
US-2015WH	WALL BOX 2" x 4", White	L 114 x W 70 x D 38	White	A
US-2015	WALL BOX 2" x 4", Original	L 114 x W 70 x D 38	Ivory	B
US-2016	WALL BOX 2" x 4", Deep	L 114 x W 70 x D 47	White	C

Surface Mounted Boxes

LINK Surface Mounted Boxes with shutter design for Installation on the floor, on the wall or Installation for your requirement. The Surface Mount Boxes have the optional 1 port and 2 port for your requirement. Surface Mount Boxes suitable with LINK modular jack only.

SPECIFICATION

Material : ABS, UL94V-0
 Housing Color : White with blue logo
 ID. Label : White Paper with clear plastic cover
 Icon (Only Shutter) : Computer, Telephone, Blank
 Application : Support all LINK RJ45 jack & RJ11 Jack
 RoHS Compliant



Part No.	Description	Dimension (mm.)	Figure
US-2118	SURFACE MOUNT BOXE 1 PORT, With SHUTTER	L 65 x W 37 x H 30	A
US-2119	SURFACE MOUNT BOXE 2 PORT, With SHUTTER	L 65 x W 70 x H 30	B
US-2401	SURFACE MOUNT BOXE 1 PORT	L 50 x W 30 x H 30	C
US-2402	SURFACE MOUNT BOXE 2 PORT	L 50 x W 50 x H 30	D
US-2406	SURFACE MOUNT BOXE 6 PORT	L 120 x W 170 x H 38	E

