




# UTP CAT 6A and FTTx CABLING SOLUTIONS

- ✓ SMART, SMALL & SAVE SUPER-S SERIES.
- ✓ SUPPORT IEEE 802.3bt, Type4
- ✓ SUPPORT IEEE 802.3an, 10G BASE-T
- ✓ STANDARD ANSI/TIA – 568.2-D, ISO/IEC 11801-1
- ✓ OPEN CABLING SOLUTIONS



**SUPER S**  
SERIES

## US-9156ALSZH : CAT 6A UTP SUPER-S CABLE, LSZH



### FEATURES

CAT6A UTP SUPER-S Series (Smart, Small & Save) is the innovation cable with Protection Barrier Tape brings excellent alien crosstalk blocking.

Small diameter reduce pathway space, Smaller bending radius and easy to install.

Optimized design of the cable pitch technology greatly improves the margin of transmission performance indicators such as crosstalk and return loss, so that obtaining a higher transmission bandwidth.

Environment-friendly materials, in accordance with RoHS and REACH compliance

### STANDARDS

ANSI/TIA-568.2-D, ISO/IEC 11801-1

PHYSICAL PARAMETERS				ELECTRICAL PARAMETERS (20°C)	
Conductor	Solid Bare Copper 23 AWG	Jacket Material	FR-LSZH	Mutual Capacitance	≤ 5.6 nF Max / 100m
Insulation Material	High Density Polyethylene (HDPE)	Cable Diameter	7.0 ± 0.2 mm	Delay Skew	≤ 40 ns Max
Insulation Diameter	1.12mm	Operating Temperature	- 20 °C ~ 80 °C	DC Resistance	≤9.38 Ω/100 m
Filler Slot	PE	Color	Aqua Blue	DC Resistance Unbalance	≤4 %
Wrapping	Protection Barrier Tape			Insulation Resistance	≤5000 M Ω -km.

FREQUENCY (MHz)	INSERTION LOSS (dB/100m MAX.)	RETURN LOSS MIN.(dB)	NEXT MIN.(dB)	PS NEXT MIN.(dB)	ACR-F MIN.(dB)	PSACR-F MIN.(dB)
1	2.1	20.0	74.3	72.3	67.8	64.8
4	3.8	23.0	65.3	63.3	55.8	52.8
10	5.9	25.0	59.3	57.3	47.8	44.8
16	7.5	25.0	56.2	54.2	43.7	40.7
20	8.4	25.0	54.8	52.8	41.8	38.8
31.25	10.5	23.61	51.9	49.9	37.9	34.9
62.5	15.0	21.5	47.4	45.4	31.9	28.9
100	19.1	20.1	44.3	42.3	27.8	24.8
200	27.6	18.0	39.8	37.8	21.81	18.8
250	31.1	17.3	38.3	36.3	19.8	16.8
350	37.2	16.3	36.1	34.1	16.9	13.9
400	40.1	15.9	35.3	33.3	15.8	12.8
450	42.7	15.5	34.5	32.5	14.7	11.7
500	45.3	15.2	33.8	31.8	13.8	10.8



## US-3226A : CAT 6A PATCH PANEL 24 Port w/Cable Management



### FEATURES

**Staggered Port Design** ; The staggered alignment helps to reducing Alien Crosstalk  
**Unique Pyramid Design** ; IDC row with cover are convenient for installing stiff & larger diameter Cat 6A UTP Cable  
 Cable Management allows individual to be fixed with cable tie each cable

### STANDARDS

ANSI/TIA-568.2-D, ISO/IEC 11801-1, IEC 60603-7

MATERIALS		PHYSICAL PARAMETERS		ELECTRICAL PARAMETERS	
Jack Contact	Phosphor Bronze, 50 μ-inch Gold Plating	Mating Cycles	≥ 1000 times	Insulation Resistance	≥ 500 MΩ
IDC Contact	Phosphor Bronze, Tin over nickel plating	Termination Cycles	≥ 200 times	Dielectric Withstanding	1000 V DC
Jack Module	Polycarbonate, UL94 V-0	Accept Wire Gauge	24-22 AWG	Current Rating	1.5 Amps
IDC Block	High-Impact Polycarbonate, UL94 V-0	Operating Temperature	- 20 °C ~ 80 °C	DC Resistance	≤ 0.2Ω
PANEL	SPCC	Storage Temperature	- 40 °C ~ 80 °C	Contact Resistance	≤ 20 mΩ



\*TL-3116 IMPACT TOOL with Blade Recommend

## US-1026A : CAT6A RJ45 JACK, Free Directions

### FEATURES

Impedance-Matching Technique for improving Return Loss and compensation methodology to counteract Near End Crosstalk & Far End Crosstalk  
 Free-Direction allows free cable-routing directions at limited depth  
 Small form factor (Slim Type) Design  
 Transparent wire cap increases visual inspection of terminated wires



### STANDARDS

ANSI/TIA-568.2-D, ISO/IEC 11801-1, IEC 60603-7

MATERIALS		PHYSICAL PARAMETERS		ELECTRICAL PARAMETERS	
Jack Contact	Phosphor Bronze, 50 μ-inch Gold Plating	Mating Cycles	≥ 1000 times	Insulation Resistance	≥ 500 MΩ
IDC Contact	Phosphor Bronze, Tin over nickel plating	Termination Cycles	≥ 200 times	Dielectric Withstanding	1000 V DC
Jack Housing	ABS, UL94 V-0	Accept Wire Gauge	24-22 AWG	Current Rating	1.5 Amps
IDC Block	High-Impact Polycarbonate, UL94 V-0	Operating Temperature	- 20 °C ~ 80 °C	DC Resistance	≤ 0.2 Ω
		Storage Temperature	- 40 °C ~ 80 °C	Contact Resistance	≤ 20 mΩ



\*TL-3116 IMPACT TOOL with Blade Recommend




## US-1070A : CAT6A RJ45 PLUG w/Boot, Field Terminate

### FEATURES

Field Termination UTP CAT 6A Plug, Supporting applications of 10Gigabit Ethernet MPTL (Modular Plug Terminated Link) and PoE Type4.

### STANDARDS

ANSI/TIA-568.2-D, ISO/IEC 11801-1, IEC 60603-7



MATERIALS		PHYSICAL PARAMETERS		ELECTRICAL PARAMETERS	
PIN Contact	Phosphor Bronze, 50 μ-inch Gold Plating	Mating Cycles	≥ 1000 times	Insulation Resistance	≥ 500 MΩ
IDC Contact	Phosphor Bronze, Tin over nickel plating	Termination Cycles	≥ 20 times	Dielectric Withstanding	1000 V DC
Plug Housing	High Impact Polycarbonate, UL 94V-0	Accept Wire Gauge	24-22 AWG	Current Rating	1.5 Amps
Boot	High Impact Polycarbonate, UL 94V-0	Operating Temperature	- 20 °C ~ 80 °C	DC Resistance	≤ 0.1 Ω
		Storage Temperature	- 40 °C ~ 80 °C	Contact Resistance	≤ 20 mΩ



\*TL-2070A Cat 6A Crimp Tool For UTP PLUS Field Termination Tool


## US-1070SG : Shield CAT 6A RJ45 PLUG, Gold Shield, w/Plug Boot

### FEATURES

Shield CAT 6A RJ45 PLUG, Gold Shield Supporting application of 10 Gigabit Ethernet MPTL (Modular Plug Terminated Link) and PoE Type4. Simplified termination due to a unique process. The mechanical of 2 layers with pre-insert bar optimizes performance and consistency by reduce untwisted at plug.

### STANDARDS

ANSI/TIA-568.2-D, ISO/IEC 11801-1, IEC 60603-7



MATERIALS		PHYSICAL PARAMETERS		ELECTRICAL PARAMETERS	
PIN Contact	Phosphor Bronze, 50 μ-inch of Gold Plating	Mating cycles	≥ 1000 times	Insulation Resistance	≥ 500 MΩ
Pre-insert bar	High-impact polycarbonate, UL 94V-0	Accept Wire Gauge	24-22 AWG	Dielectric Withstanding	1000 V DC
Shield Housing	Brass with Nickel plated and Gold plate	Accept Cable Diameter	6 mm - 8.5 mm	Current Rating	1.5 Amps
Boot	High Impact Polycarbonate, UL 94 V-0, Transparent	Operating Temperature	- 20 °C ~ 80 °C	DC Resistance	≤ 0.1 Ω
		Storage Temperature	- 40 °C ~ 80 °C	Contact Resistance	≤ 20 mΩ



\* TL-1106AG Crimp Tool for Shield RJ45 CAT6A Plug



## US-52xxALZ : CAT 6A UTP RJ45-RJ45 PATCH CORD, 26AWG, LSZH



### FEATURES

CAT6A UTP SUPER-S Series (Smart, Small & Save) Patch Cord 26AWG High-Performance RJ45 Crystal Plug with Transparent Boot, excellent mechanical properties  
 Quality Assured with 100% Testing  
 Environment-friendly materials, in accordance with RoHS and REACH compliance  
 Available length; 1, 2, 3, 5, 10 and 15 meter

### STANDARDS

ANSI/TIA-568.2-D, ISO/IEC 11801-1, IEC 60603-7

MATERIALS		PHYSICAL DIAMETERS		ELECTRICAL PARAMETERS	
RJ45 Plug	Crystal Polycarbonate	Mating Cycles	≥ 1000 times	Insulation Resistance	≥ 500 MΩ
PIN Contact	Phosphor Bronze, 50 μ-inch of Gold Plating	Operating Temperature	- 20 °C ~ 80 °C	Dielectric Withstanding	1000 V DC
Boot	High Impact Polycarbonate, UL 94V-0	Storage Temperature	- 40 °C ~ 80 °C	Contact Resistance	≤ 20 mΩ
Jacket Material	FR-LSZH				
Jacket Color	Aqua Blue				


\*xx = 01, 02, 03, 05, 10, 15 meter

Note : Original are Aqua Blue, Other on Request

## US-2121A / US-2122A : FACE PLATE With Shutter & Lable ID

### FEATURES

Face Plates with shutter are new designed for preventing dust and humidity which easy fitting standard of electrical junction box, easy installation and checking your cabling system with ID Labeling System which complied to TIA/EIA-606 Standard. Face Plate able of 1 and 2 port. Write-on label prot clear plastic cover. Face Plate fits all types of RJ45 Modular Jack and have shutter for dust protection.



### STANDARDS

UL listed No. E196947 and RoHS Compliance


SPECIFICATION		PHYSICAL DIAMETERS	
Material	ABS/PC, UL94V-0	Dimension	L 114 x W 70 x H 7mm. (2" x 4" Standard)
Icon	Computer, Telephone, Blank	Color	Shiny White with LINK logo
ID Label	White Paper with clear plastic cover	Support	RJ45 Jack and R11 Jack

\*Shiny Exclusive Face Plate w/Shutter are available



## TX-1302A : UTP CABLE QUICK SMART TESTER

UTP QUICK SMART is designed to check and troubleshoot the pin connections of RJ45 cables. It is ideal for testing the continuity of each pin of a LAN cable prior to installation on equipment. Mini size, easy for carry, automatic "ON" and easy to operation.



### FEATURES

- Can test R.J45/UTP, R.J45/STP cabling.
- OPEN, SHORT and CROSS test function.
- Full LED indication Lights / LED indicator on both main unit and remote unit. Beep sound warning.
- Step/Auto select function.
- Low battery Indication / Auto power off.
- Very small size.
- Carry case included.
- Ideal for SOHO LAN installation.



## US-9306A : ELEVATOR CAT6A UTP CABLE w/ 2 Steel Wire (Traveling Cable)

### FEATURES

CAT 6A Elevator cable is suited for Indoor Elevator applications. The cable consists of steel strength members which enable long-range suspension application.

### STANDARDS

ANSI/TIA-568.2-D, ISO/IEC 11801-1



PHYSICAL PARAMETERS				ELECTRICAL PARAMETERS	
Conductor	Stranded Bare Copper 24AWG	Steel wire Material	Stranded galvanized steel	Mutual Capacitance	≤ 5.6 nF Max / 100m
Insulation Material	High Density Polyethylene (HDPE)	Steel wire Diameter	1.20±0.02 mm	Delay Skew	≤ 40 ns Max
Insulation Diameter	1.12 mm	Outer Jacket Material	PVC	DC Resistance	≤ 9.38 Ω/100m
Filler slot	PE	Outer Jacket Dimension	4.00(8.30) ± 0.02 mm x 16.50 ± 0.04 mm	DC Resistance Unbalance	≤ 4 %
Inner Jacket Material	PVC	Installation/Operating Temperature	-40 °C ~ 80 °C	Insulation Resistance	≥ 5000 MΩ/km
Inner Jacket diameter	6.50±0.02 mm				



## UFH3110/UFH3111 : FTTR SMART OUTLET, SC/APC 1 or 2 Port



### FEATURES

- Modern US style design, compact size and light weight
- Can be installed on the wall and harmonized-look with power outlet
- Easily open, wiring cable and maintenance
- Two layers design for wiring separate drop cable and pigtail.
- Suitable for 1 and 2 SC simplex adaptors
- Provide adapter, pigtail, protector sleeve & screw

### APPLICATION

For residential, Hotel, Office Building etc.



FTTR

MATERIALS		ACCESSORIES	UFH3110	UFH3111
Housing	High impact PC+ABS, UL94V-0	SC/APC adapter	1 Ea	2 Ea
Color	Shiny White	SC/APC Pigtail, 1M	1 Ea	2 Ea
Dimension (mm) LxHxW	119.5 x 70 x 20.05	Protector Sleeve, 40mm	1 Ea	2 Ea

## UFH3112 : 12-24F , FTTx TERMINAL ENCLOSURE w/ 12 SC/APC Adapter & Pigtail

### FEATURES

- ABS material used ensures the body strong and lightweight.
- Water-proof design for outdoor and indoor uses.
- Easy installations: Ready for wall mount installation kits provided.
- Designed space for adding splitters.
- Two layers design for easier installation and maintenances.
- Lower layer for splitters and over length fiber storage.
- Upper layer for splicing, cross-connecting and fiber distribution.
- Protection Level: IP65.
- Max. capacity up to 24 SC adapter



MATERIALS		ACCESSORIES	UFH3112
Housing	High impact ABS, UL94V-0	SC/APC Adapter	12 Ea
Color	Gray	SC/APC Pigtail, 1M	12 Ea
Dimension (mm) WxHxD	270 x 335 x 95	Security key	1 Ea

## UFH3002 : FTTx OUTDOOR/INDOOR TERMINAL BOX w/ 2 SC/APC Adapter




### FEATURES

- ABS+PC material used ensures the body strong and lightweight.
- Water-proof design for outdoor and indoor uses.
- Easy installations: Ready for wall mount installation kits provided.
- Two layers design for easier installation and maintenances.
- Lower layer for patch cord, Adapter and over length fiber storage.
- Upper layer for splicing.
- Protection Level: IP65.
- Max. capacity up to 4 SC adapter
- Dimension (WxHxD) 130 x 190 x 45 mm.



Distributed by



Link for the perfect Cabling