

CPE of RG-AirMetro Series Wireless Bridges for PTMP

DATASHEET



/ Highlights

- High Performance with Cost-Effectiveness
- One-Touch Pairing
- Easy Site Survey Tool
- Alignment Tool
- Spectrum Scan and Link Optimization
- All in one Cloud Management

Highlight Features



RG-AirMetro Series Wireless Bridges

After pairing, the bridges support:

15 km

Up to 15 km
Wireless Transmission

32 PTMP


Up to 32 PTMP
Links



Easy Site Survey
Tool



All-in-One Cloud
Management



Highlight Features

CPE

Mix freely for Various Scenarios

RG-AirMetro460G

1 x 10/100/1000 Mbps Port

15 km, 23 dBi

5 GHz, 867 Mbps




RG-AirMetro460F

1x 10/100 Mbps Port

15 km, 23 dBi

5 GHz, 867 Mbps



Signal Enhancement

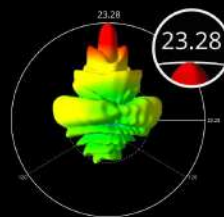
The Secret of Circular Grace

Compared with Square Antenna:


The total gain of the circular is **increased**;

The gain in both horizontal and vertical directions is more **balanced**;

Therefore, **under the same coverage area, the signal of the circular antenna is stronger.**




Horizontal: 23.28 dBi



Vertical: 23.19 dBi

Note: All data here are theoretical values obtained by Ruijie Reyee internal laboratories through tests carried out under particular conditions. Actual data may vary owing to differences in individual products, software versions, application conditions, and environmental factors. All data is subject to actual usage.

Highlight Features



Still Stable

Fearless of Harsh Environment

IP65

IP65
Weatherproof

220.32 km/h
(137 mph)


220.32 km/h
(137 mph)
Wind Survivability

6kV

6 kV
Surge Protection

24kV

24 kV
Contact/ Air
ESD



PTMP

Up to 32 PTMP Links

PTP

Up to 15 km Distance

15km Long Distance PTP
Strong Anti-interference

/ Highlight Features

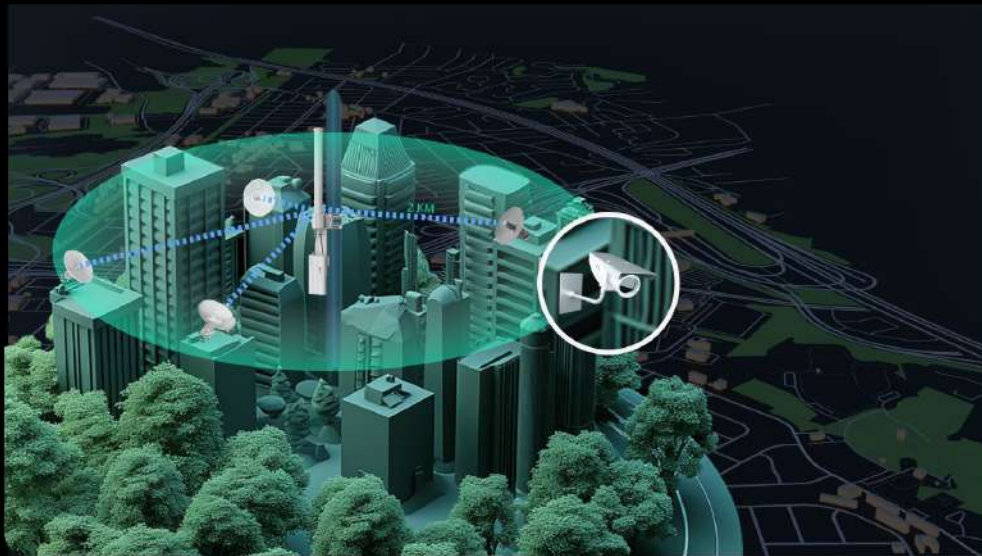
WISP

Extensive Transmission Without Fiber Connections



CCTV

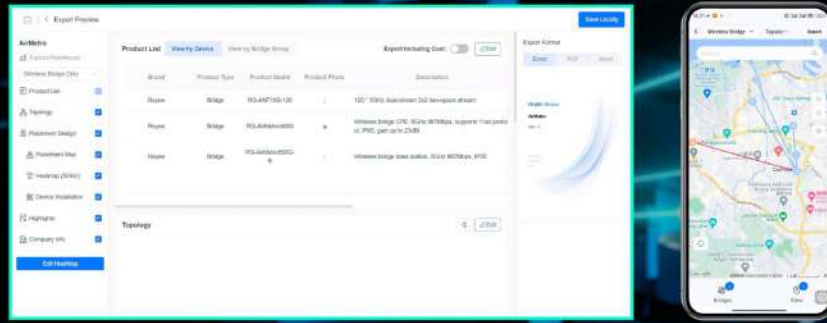
Affordable Excellence and Smooth Surveillance



Highlight Features

AI Heatmap for Bridge


Your Real Outdoor Adventure Companion



Available on both Ruijie Cloud and Ruijie Reye App

Bridge Alignment Tool

Your Big-Voice, Time-Saver Guide



You can also check your bridge alignment angle through local eweb

Highlight Features

Spectrum Scan and Link Optimization

Thumbs-Up Guide



Available on both Ruijie Cloud and Ruijie Reyee App

Cloud: Make Your Business Easy

- Quick Setup
- All-in-one Cloud
- Monitoring based on Real, Complete Topology
- Identifying Issues by Auto-Alarm



Specifications

CPE

Specification	RG-AirMetro460G	RG-AirMetro460F
Basic Features		
Working Distance	15 km	15 km
Gain	23 dBi	23 dBi
Angle	H: 9°, V: 9°	H: 9°, V: 9°
Capacity	5 GHz, 867 Mbps	5 GHz, 867 Mbps

2.4 GHz: 802.11 b/g/n: 2.4000 GHz to 2.483 GHz
 5 GHz: 802.11a/n/ac: 5.150 GHz to 5.350 GHz, 5.470 GHz to 5.725 GHz, 5.725 GHz to 5.850 GHz
 (Note: Country-specific restrictions apply.)

Frequency Range*	European Union & United Kingdom
	2400-2483.5 MHz, EIRP ≤ 20 dBm
	5470-5725 MHz, EIRP ≤ 30 dBm
	Myanmar:
	2400-2483.5 MHz, EIRP ≤ 23 dBm
	5725-5825 MHz, EIRP ≤ 30 dBm
Thailand:	
2.4 GHz to 2.4835 GHz: 20 dBm	
5.725 GHz to 5.825 GHz: 30 dBm	
Indonesia:	
2400-2483.5 MHz, EIRP ≤ 27 dBm	
5725-5825 MHz, EIRP ≤ 23 dBm	
Egypt:	
2400-2483.5 MHz, EIRP ≤ 20 dBm	
5150-5350 MHz, EIRP ≤ 23 dBm	

Note: The allowable frequencies and bands may vary depending on country-specific regulations.

Management Radio 2.412GHz-2.472GHz

Port	1 x 10/100/1000 Mbps	1 x 10/100Mbps
IP Rating	IP65	IP65
Operating Temperature*	-40°C to +70°C (-40°F to +158°F)	-40°C to +70°C (-40°F to +158°F)

Note: When a power adapter is used, the maximum operating temperature for both the device and the power adapter is 60°C (140°F).

Electrostatic Protection	±24 kV Contact/Air	±24 kV Contact/Air
Surge Protection	6 kV	6 kV
Power	24 V Passive PoE	24 V Passive PoE

Specifications

Software Features

Specification	RG-AirMetro460G	RG-AirMetro460F
LED		3 x Signal Strength LED 1 x LAN LED 1 x System LED
Dimensions (Diameter x Length, including mounting kit)	368.5 x 271 mm (14.5 x 10.7 in.)	
Operation Mode	Base Station/CPE	
Channel Sizes	20/40/80Mhz	
Default login IP	10.44.77.254	
Default Login Username	admin	
Default Login Password	admin	
TDMA	Fixed Mode/Flexible Mode	
WLAN SECURITY	WPA2-PSK	
Manage SSID	@Ruijie-bxxxx	
SSID Hidden	✓	
Spectrum Analysis	✓	
Alignment Tools	✓	
One-Touch Pairing	✓	
WMM	✓	
Storm Control	✓	
VLAN Packet Transmit	✓	
DHCP Server	✓	
Network Diagnoses	Ping/TraceRoute/Dns	
TIME&Date Setting	✓	
Firmware Upgrade	✓	
Backup/Restore Configuration	✓	

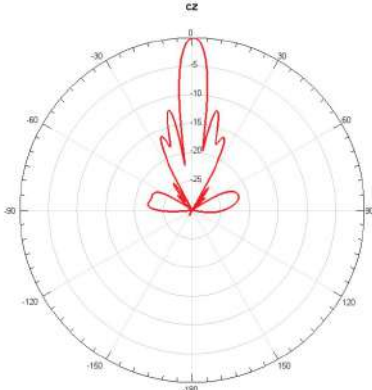
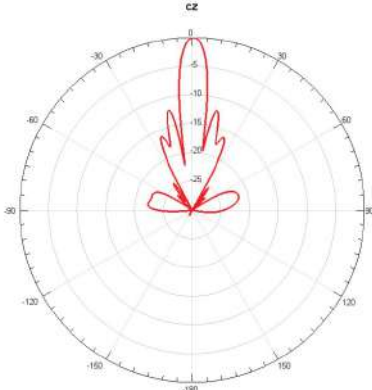
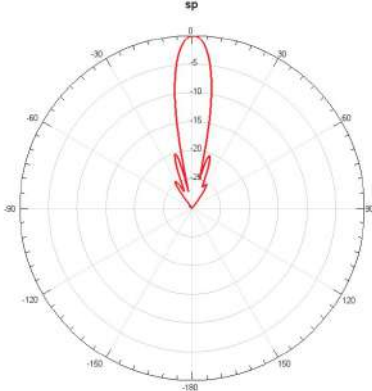
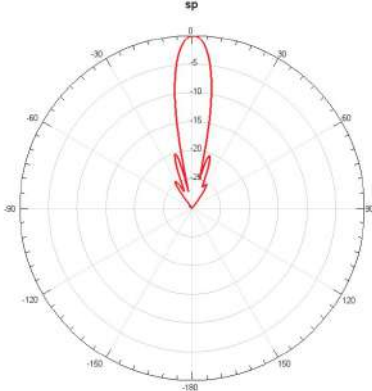
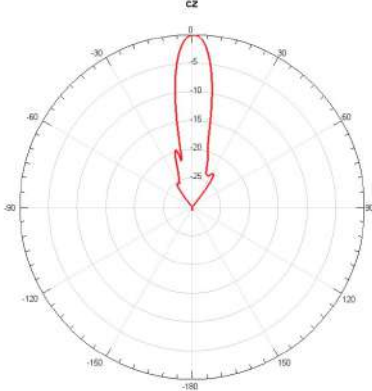
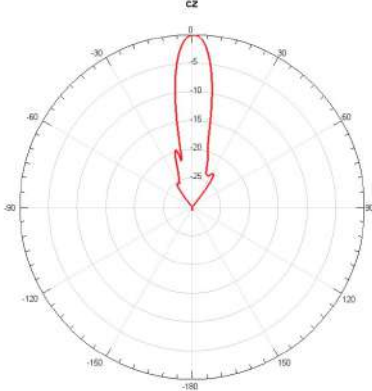
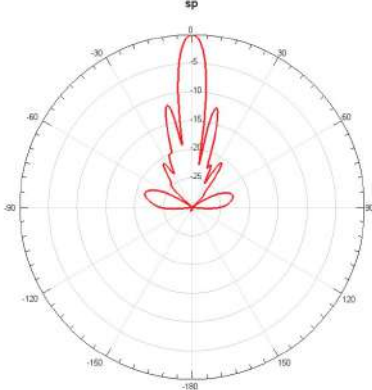
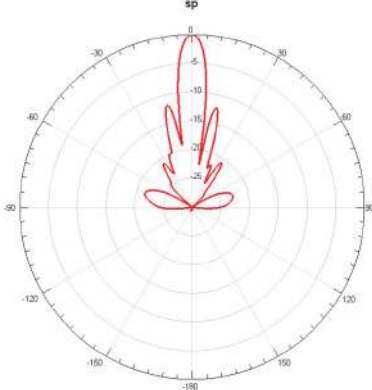
Specifications

Hardware Features

Specification	RG-AirMetro460G	RG-AirMetro460F
Manage By Cloud		✓
Power Configuration		✓
Country or region code configuration		✓
Language Setting	Chinese/English	
Remote restart		✓
ARQ		✓
Nominal Receive Sensitivity @20 MHz Channel	MCS0=-95dBm TO MCS7=-77dBm	
Nominal Receive Sensitivity @40 MHz Channel	MCS0=-91dBm TO MCS7=-73dBm	
Nominal Receive Sensitivity @80 MHz Channel	MCS0=-89dBm TO MCS9=-64dBm	
Modulation Levels (Adaptive)	MCS0(BPSK)to MCS9 (256QAM5/6)	
Transmit Power Range	0 to +26 dBm (1 dB interval)	
Hardware Button	1 x reset/WPS button	1 x reset/WPS button
Power Supply	24 V passive PoE input (shipped with a 24 V PoE injector)	24 V passive PoE input (shipped with a 24 V PoE injector)
Power Consumption	< 12 W	< 9 W
Environment*	Operating temperature: -40°C to +70°C (-40°F to +158°F)	Operating temperature: -40°C to +70°C (-40°F to +158°F)
	Storage temperature: -40°C to +85°C (-40°F to +185°F)	
	Operating humidity: 5% to 95% RH (non-condensing)	
	Storage humidity: 5% to 95% RH (non-condensing)	
Note: When a power adapter is used, the maximum operating temperature for both the device and the power adapter is 60°C (140°F).		
MTBF	> 400,000 hours	

Specifications

Antenna Pattern

Specification	RG-AirMetro460G	RG-AirMetro460F
V Port (Vertically Polarization) Vertical Pattern		
V port (vertically Polarization) Horizontal Pattern		
H Port (Horizontal Polarization) Vertical Pattern		
H Port (Horizontal Polarization) Horizontal Pattern		

Package Contents

Package Contents	RG-AirMetro460G	RG-AirMetro460F
Wireless Bridge	1	1
PoE Injector, 24 V, 0.5 A	1	1
Power Cord	1	1
Reflector	2	2
Mounting Bracket Assembly	1	1
User Manual	1	1
Warranty Card	1	1
Metal Clamp	2	2

Ruijie | Rcycc

 **Redefine your easy network**

Copyright ©2000-2024 Ruijie Networks Co., Ltd. All rights reserved.

No part of this document may be reproduced or transmitted in any form or any means without prior written consent of Ruijie Networks Co., Ltd.

Notice

This content is applicable only to regions outside the China mainland. Ruijie Networks Co., Ltd. reserves the right to interpret this content.

The information contained herein is subject to change without notice. Nothing herein should be construed as constituting an additional warranty. Ruijie Networks Co., Ltd. shall not be liable for technical or editorial errors or omissions contained herein.



Ruijie Networks Co., Ltd.
Website: <https://www.ruijienetworks.com>