



AC1200 Wi-Fi Range Extender


High-Speed Dual Band Wi-Fi Extension



RE305

 300Mbps + 867Mbps

 Tether App

 Access Point Mode

Highlights

OneMesh™: Flexibly Create a Whole-Home Wi-Fi

Create a Mesh network by connecting your range extender to a OneMesh™ router for seamless whole-home coverage.



Wi-Fi Dead-Zone Killer

Eliminate weak signal areas with Wi-Fi coverage for the whole house.



Smart Roaming

Enjoy uninterrupted streaming, surfing and more — even when moving around your home.




One Wi-Fi Name

Stay connected to the same network name in every room.



Unified Management

Manage the whole-home Wi-Fi by managing the central node via Tether app/Web UI.



Upgrade to Mesh Network



Enjoy Mesh network without having to replace your existing router by simply updating your OneMesh™ router's firmware.

Check full list of OneMesh™ routers and range extenders at: <https://www.tp-link.com/onemesh/compatibility>

*More compatible devices are coming soon.

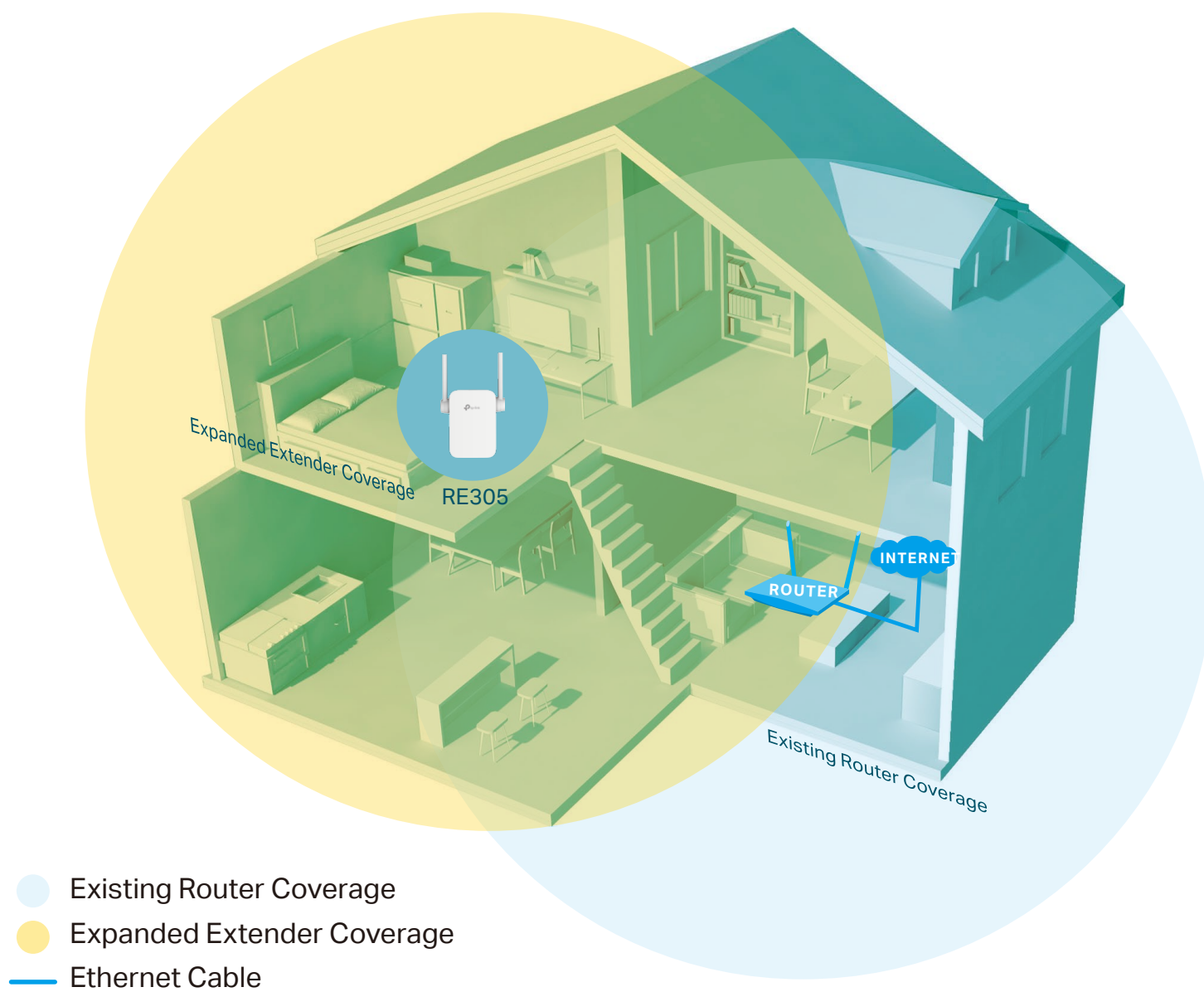
Highlights

Extend Dual Band AC1200 for the Whole Home


The AC1200 Wi-Fi Range Extender strengthens and expands your router's signal into areas the router can't reach on its own, achieving speeds of 300Mbps on the 2.4GHz band and 867Mbps on the 5GHz band.

Perfect Location at a Glance

An intelligent Signal light helps you quickly find the best location to place the range extender.



Features



Ease of Use

- Intuitive Web UI – Ensures quick and simple installation without hassle
- Fast Encryption – One-touch wireless security encryption with the WPS button
- Hassle-free Management with Tether App – Network management is made easy with the TP-Link Tether App, available on any Android or iOS device



Speed

- Ultimate Wireless Speed – Combined wireless speeds of up to 300Mbps (over 2.4GHz) and 867Mbps (over 5GHz)
- Support 802.11 ac – Provides a data transfer rate 3 times faster than 802.11n for each stream
- High Speed Mode – Uses one dedicated Wi-Fi band to boost extender performance for extra-demanding online activities




Reliability

- Simultaneous Dual Band – Separate Wi-Fi bands enable more devices to connect to your network without a drop in performance
- Reliable Connection – Two adjustable external antennas for optimal Wi-Fi coverage and reliable wireless connections

Specifications

Hardware

- Ethernet Port: 1 10/100Mbps RJ45 Port
- Button: WPS Button, RESET Button
- Antenna: 2 External Antennas
- Power Consumption: 7.2W
- Dimensions (W × D × H):
3.06 x 1.57 x 3.15 in. (77.8 x 40 x 80 mm)



Wireless

- Wireless Standards: IEEE 802.11a/n/ac 5GHz, IEEE 802.11b/g/n 2.4GHz
- Frequency: 2.4GHz and 5GHz
- Signal Rate: 300Mbps at 2.4GHz, 867Mbps at 5GHz
- Transmit Power: ≤17dBm (2.4GHz), ≤17dBm (5GHz)
- Reception Sensitivity:
5GHz:
11a 6Mbps: -92dBm, 11a 54Mbps: -74dBm,
11ac HT20 MCS8: -67dBm, 11ac HT40 MCS9: -62dBm
11ac HT80 MCS9: -58dBm
2.4GHz:
11g 54Mbps: -79dBm, 11n HT20: -77dBm
11n HT40: -74dBm
- Wireless Function: Enable/Disable Wireless Radio
- Wireless Security: WEP, WPA/WPA2, WPA/WPA2-PSK encryptions, Enable/Disable SSID Broadcast

Others

- Certification
FCC, RoHS
- System Requirements
Microsoft Windows 98SE, NT, 2000, XP, Vista™ or Windows 7, 8, 8.1, 10, MAC OS, NetWare, UNIX or Linux
Internet Explorer 11, Firefox 12.0, Chrome 20.0, Safari 4.0, or other Java-enabled browser
- Package Contents
AC1200 Wi-Fi Range Extender RE305
Quick Installation Guide



For more information, please visit

<https://www.tp-link.com/us/products/details/RE305.html>

or scan the QR code left

Specifications are subject to change without notice. TP-Link is a registered trademark of TP-Link Technologies Co., Ltd. Other brands and product names are trademarks or registered trademarks of their respective holders. Copyright ©2019 TP-Link Technologies Co., Ltd. All rights reserved.

*Maximum wireless signal rates are the physical rates derived from IEEE Standard 802.11 specifications. Actual wireless data throughput and wireless coverage are not guaranteed and will vary as a result of 1) environmental factors, including building materials, physical objects, and obstacles, 2) network conditions, including local interference, volume and density of traffic, product location, network complexity, and network overhead, and 3) client limitations, including rated performance, location, connection quality, and client condition.

www.tp-link.com

TP-Link AC1200 Wi-Fi Range Extender RE305