



# Peplink Balance SD-WAN Router

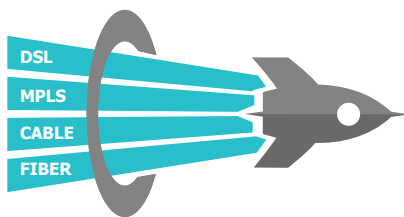
Unbreakable Internet. VPN Connectivity. Bandwidth Bonding.



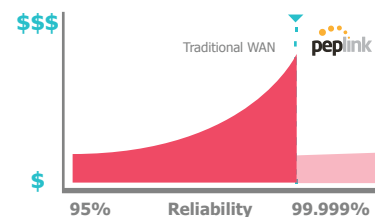
## Peplink Balance SD-WAN Router

The Peplink Balance SD-WAN router lets you take control of your WAN and achieve unbreakable Internet connectivity. Centralized cloud management simplifies network setup, configuration, and maintenance.

## Greater Speeds, Absolute Reliability, up to 90% Cost Reduction




Using SpeedFusion™ bandwidth bonding technology, you can combine multiple DSL, cable, 4G LTE, and 3G links – up to 13 of them into a single high-speed SD-WAN connection. This enables you to access headquarters at greater speeds than you could achieve with a single link.



With each link you add, the SD-WAN connection increases its reliability. Use multiple connection technologies from diverse ISPs to provide connectivity resilience at a fraction of what it would cost using traditional WAN alone.

## Intelligent VPN Traffic Routing



Guarantee the session integrity of sensitive applications such as point-of-sale or credit card transactions using Hot failover. Stream HD videos and have smooth videoconferences using SpeedFusion VPN technology. Use your commodity links to offload for your bulk traffic to the public Internet, while saving your critical traffic for private links.


## Simple, Powerful Cloud Management



Using InControl, our powerful SD-WAN controller, you can easily perform a multitude of tasks from a browser. Set up a star, mesh, or point-to-point VPN with just a couple of clicks. Configure groups of devices at once to save time. Schedule automatic firmware updates for your devices.

# Flexibility and Routing Intelligence Through WAN Virtualization.

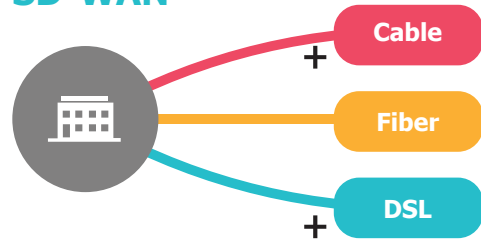
## Traditional WAN



**Greater Flexibility:** Peplink routers are capable of taking multiple Internet links and turning them into a single connection. To increase speed or reliability, simply add more links.

**Application-Awareness:** Set-up your traffic priorities, including VoIP and custom application traffic, with a few clicks. Once


## SD-WAN



configured, all traffic is managed automatically by the software defined rules set on the device – no human interaction is required.

**Automatic Failover:** Peplink Routers keep your network up and running by continually checking the health of all connected links and routing traffic around inactive or intermittent connections.

More Information: [www.peplink.com/sd-wan](http://www.peplink.com/sd-wan)



Balance 580



Balance One

## Higher Reliability, Lower Costs MPLS Replacement Success Stories.

92% Saved, 15x Bandwidth



### Town Of Tonawanda, New York

The Town of Tonawanda, New York needed dependable and secure VPN for its VoIP system. They initially looked into MPLS options, but the costs were staggering. Instead, they installed Peplink routers in 9 critical locations, with a municipal police station acting as HQ.

*"To date, my devices have been up and running continuously with no intervention for 114 days with zero issues."*

*- Andrew W. Pudlak, IT Manager*

Full story: [www.peplink.com/tonawanda](http://www.peplink.com/tonawanda)

Saving \$100K per Year



### Harrington Industrial Plastics

Harrington, the US's largest distributor of industrial plastic piping, required peak performance at its 43 busy branches. Using Peplink routers, Harrington was able to seamlessly replace their MPLS network by bonding cost-effective Cable, Fiber, and DSL connections. They couldn't be happier:

*"We are saving 100K annually as compared to dedicated T1 and MPLS costs. Not to mention we are now getting 4 times the bandwidth!"*

*- Charles Miller, Systems Engineering*

Full story: [www.peplink.com/harrington](http://www.peplink.com/harrington)

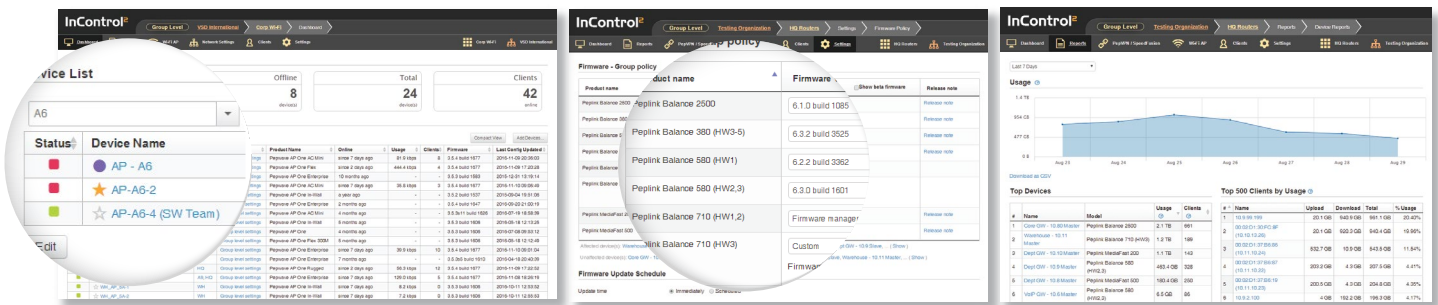


# InControl SD-WAN Controller For Simplified Network Management.

## Dashboard View:

## Group Firmware Policy:

## Group Bandwidth Usage Report:



## Comprehensive Reporting

Using InControl, branch offices can be monitored and managed centrally, giving network administrators full control over their networks using a single interface. Monitor your network's bandwidth consumption, connection status, connected clients and more in an easy to use bird-eye view.

## Easy Management

Remotely access the Web Admin of any router in your network, and make configuration changes without going onsite. Push a configuration profile to multiple devices, and set-up groupwide firmware updates to save time.

More Information: [www.peplink.com/incontrol](http://www.peplink.com/incontrol)



Balance 1350



AP One AC Mini

# All-in-One AP Controller Solution. Cost-Effective Branch Office AP Management. Built-in Captive Portal.



## Built Into All Balance Routers

AP Controller software comes standard with every Peplink router, making it a cost-effective AP management solution for small to medium locations.

## Easier Management

Control and monitor your Pepwave AP using a centralized admin interface. Just connect a Pepwave AP to the network and it will be discovered by the Balance automatically. Manage all network connections, local client access, and user bandwidth policy.

## Easy Wi-Fi Portal

Peplink's AP Controller solution features a built-in captive portal, which allows you to provide Wi-Fi hotspot service to your customers or Wi-Fi access to your guests in a corporate environment. From showing a splash screen for free users to accepting service terms to creating a user login for your paid customers, you can easily customize your Wi-Fi portal in just a few clicks.

More Information: [www.peplink.com/ap-controller](http://www.peplink.com/ap-controller)

# Specifications



	20	30 LTE	One	210	305	380	580	710	1350	2500 <sup>11</sup>
Designed For	Power User & Home Office		Small Business		Mid-Size Business			Large Enterprise/Campus		
Ethernet WAN Ports	2 <sup>5</sup>	2	2/5 <sup>6</sup> (GE)	2 <sup>5</sup> (GE)	3 (GE)	3 (GE)	5 (GE)	7 (GE)	13 (GE)	12 (GE)/4 (GE) & 2 (10G SFP+) <sup>10</sup>
LAN Ports	4 (GE)	4 (GE)	8/5 <sup>6</sup> (GE)	7 (GE)	3 (GE)	3 (GE)	3 (GE)	3 (GE)	3 (GE)	8 (GE) / 2 (10G SFP+) <sup>10</sup>
USB WAN Modem Port <sup>1</sup>	1	1	1	1	1	1	1	1	1	1
Embedded LTE Modem	○	1	○	○	○	○	○	○	○	○
Wi-Fi Interface	○	○	802.11ac AP <sup>7</sup>	○	○	○	○	○	○	○
Recommended Users <sup>2</sup>	1-60	1-60	1-60	25-150	50-500	50-500	300-1000	500-2000	1000-5000	5000-20000+
Router Throughput <sup>3</sup>	150Mbps	200Mbps	600Mbps/400Mbps <sup>5</sup>	350Mbps	1Gbps	1Gbps	1.5Gbps	2.5Gbps	5Gbps	8Gbps
Load Balancing/Failover	●	●	●	●	●	●	●	●	●	●
Drop-In Mode	○	○	○	●	●	●	●	●	●	●
Inbound Load Balancing	○	○	○	●	●	●	●	●	●	●
SpeedFusion Bandwidth Bonding	○	○	Add-On	●	●	●	●	●	●	●
Number of SpeedFusion Peers <sup>4</sup>	○	○	2	2	2/20 <sup>8</sup>	20	50	300	800	4000
SpeedFusion Throughput <sup>3</sup>	○	○	30Mbps	80Mbps	150Mbps	150Mbps	200Mbps	400Mbps	800Mbps	2Gbps
L2TP / PPTP VPN Server	●	●	●	●	●	●	●	●	●	●
IPsec VPN (Network-to-Network)	●	●	●	●	●	●	●	●	●	●
Manage Pepwave AP	●	●	●	●	●	●	●	●	●	●
Maximum Number of AP Supported	10	10	10	30	50	50	100	250	500	2000
Manage Remote AP & Multiple Config Profiles	○	○	○	○	● <sup>9</sup>	● <sup>9</sup>	● <sup>9</sup>	● <sup>9</sup>	● <sup>9</sup>	● <sup>9</sup>
Bandwidth Usage Monitor	●	●	●	●	●	●	●	●	●	●
QoS for VoIP and E-commerce	●	●	●	●	●	●	●	●	●	●
User Groups Bandwidth Control	●	●	●	●	●	●	●	●	●	●
Web Blocking	●	●	●	●	●	●	●	●	●	●
1U Rackmount	○	○	○	●	●	●	●	●	●	●
High Availability	○	○	○	●	●	●	●	●	●	●
LAN Bypass	○	○	○	○	●	●	●	●	●	●
Dual Hot Swap Power Supply	○	○	○	○	○	○	○	○	○	●

<sup>1</sup> For a list of supported modems, please refer to: <http://www.peplink.com/modem>

<sup>2</sup> Recommendation for sizing purposes only. No software restrictions applied.

<sup>3</sup> Router and SpeedFusion Throughput is based on Ethernet frame sizes of 1280 or 1518 bytes. Actual performance can vary across different networking environments. Figures apply to the latest hardware revision.

<sup>4</sup> Number of peer Peplink or Pepwave devices you can connect using SpeedFusion.

<sup>5</sup> The Balance 20 and 210 has 2 WAN ports activated by default. The third WAN port can be activated by an optional license key.

<sup>6</sup> If the WAN Activation License (BPL-ONE-LC-5WAN) is activated, router throughput will be changed to 400Mbps, both number of WAN and LAN will become 5.

<sup>7</sup> Available in BPL-ONE.

<sup>8</sup> Balance 305 supports 2 SpeedFusion peers. It supports up to 20 SpeedFusion peers with purchase of SpeedFusion License.

<sup>9</sup> Balance 20/30 LTE/One/210 comes with AP Controller Standard, which supports one configuration profile with multiple SSIDs, meaning that all APs will share the same configuration, and you can only manage APs on the local physical LAN. Balance 305/380/580/710/1350/2500 comes with AP Controller Pro, which supports multiple configuration profiles with multiple SSIDs, and you can manage remote APs outside the local physical LAN.

<sup>10</sup> Balance 2500 is available in two configurations with different LAN interfaces.

<sup>11</sup> SFP+ fiber module (transceiver) is not included.

## Ordering Information

^ Pending certification by Verizon and Sprint in the US

Product Code	Model	Description	
BPL-021	Balance 20	2x GE WAN ports and 4x GE LAN ports.	
BPL-031-LTE-US-T	Balance 30 LTE for Verizon/Sprint/AT&T/T-Mobile	2x GE WAN ports and 4x GE LAN ports. 4G LTE: B2/1900, B4/AWS (XLTE), B5/850, B13/700, B17/700, B25/190	WCDMA/HSPA+/DC-HSPA+: B1/2100, B2/1900, B4/AWS, B5/850, B8/900 EV-DO Rev.A: BC0/800, BC1/1900, BC10/800
BPL-031-LTE-E-T	Balance 30 LTE for Europe/International	2x GE WAN ports and 4x GE LAN ports. 4G LTE: B1/2100, B3/1800, B7/2600, B8/900, B20/800	WCDMA/HSPA+/DC-HSPA+: B1/2100, B2/1900, B5/850, B6/800, B8/900
BPL-031-LTEA-W-T	Balance 30 LTEA for Worldwide^	2x GE WAN ports and 4x GE LAN ports. 4G LTE-A: B1/2100, B2/1900, B3/1800, B4/AWS, B5/850, B7/2600, B8/900GSM, B12/700a, B13/700c, B20/800DD, B25/1900+, B26/850+, B29/700d, B30/2300WCS, B41/TD 2500	WCDMA/HSPA+/DC-HSPA+: B1/2100, B2/1900, B3/1800, B4/AWS, B5/850, B8/900
BPL-031-LTEA-P-T	Balance 30 LTE for Asia Pacific	2x GE WAN ports and 4x GE LAN ports. 4G LTE-A: B1/2100, B3/1800, B5/850, B7/2600, B8/900, B18/800 Lower, B19/800 Upper, B21/1500 Upper, B28/700 APT, B38/TD 2600, B39/TD 1900+, B40/TD 2300, B41/TD 2500	WCDMA/HSPA+/DC-HSPA+: B1/2100, B5/850, B6/800, B8/900, B9/1800, B19/800 Upper TD-SCDMA: B39/1900
BPL-ONE	Balance One	Advanced Dual-WAN Router. 8x GE LAN Ports. Built-in simultaneous dual-band 802.11ac Wi-Fi AP with embedded antennas.	
BPL-ONE-CORE	Balance One Core	Advanced Dual-WAN Router. 8x GE LAN Ports.	
BPL-210	Balance 210	2x GE WAN ports and 7x GE LAN ports. SpeedFusion capable.	
BPL-305	Balance 305	3x GE WAN ports and 3x GE LAN ports. SpeedFusion available as a paid upgrade.	
BPL-380	Balance 380	3x GE WAN ports and 3x GE LAN ports. SpeedFusion capable.	
BPL-580	Balance 580	5x GE WAN ports and 3x GE LAN ports. SpeedFusion capable.	
BPL-710	Balance 710	7x GE WAN ports and 3x GE LAN ports. SpeedFusion capable.	
BPL-135	Balance 1350	13x GE WAN ports and 3x GE LAN ports. SpeedFusion capable.	
BPL-2500	Balance 2500	12x GE WAN ports and 8x GE LAN ports. Supports LACP (802.3ad) NIC bonding. SpeedFusion capable.	
BPL-2500-SFP	Balance 2500	12x GE WAN ports and 2x 10G SFP+ LAN ports. SpeedFusion capable.	
BPL-2500-2SFP	Balance 2500	4x GE WAN ports, 2x 10G SFP+ WAN ports, and 2x 10G SFP+ LAN ports. SpeedFusion capable.	





# Peplink Balance SD-WAN Router

Unbreakable Internet. VPN Connectivity. Bandwidth Bonding.



	20	30 LTE	One	210	305	380	580	710	1350	2500 <sup>11</sup>
Designed For	Power User & Home Office		Small Business		Mid-Size Business			Large Enterprise/Campus		
Ethernet WAN Ports	2 <sup>5</sup>	2	2/5 <sup>6</sup> (GE)	2 <sup>5</sup> (GE)	3 (GE)	3 (GE)	5 (GE)	7 (GE)	13 (GE)	12 (GE)/4 (GE) & 2 (10G SFP+) <sup>10</sup>
LAN Ports	4 (GE)	4 (GE)	8/5 <sup>6</sup> (GE)	7 (GE)	3 (GE)	3 (GE)	3 (GE)	3 (GE)	3 (GE)	8(GE)/2(10G SFP+) <sup>10</sup>
USB WAN Modem Port <sup>1</sup>	1	1	1	1	1	1	1	1	1	1
Embedded LTE Modem	○	1	○	○	○	○	○	○	○	○
Wi-Fi Interface	○	○	802.11ac AP <sup>7</sup>	○	○	○	○	○	○	○
Recommended Users <sup>2</sup>	1-60	1-60	1-60	25-150	50-500	50-500	300-1000	500-2000	1000-5000	5000-20000+
Router Throughput <sup>3</sup>	150Mbps	200Mbps	600Mbps/400Mbps <sup>6</sup>	350Mbps	1Gbps	1Gbps	1.5Gbps	2.5Gbps	5Gbps	8Gbps
Load Balancing/Failover	●	●	●	●	●	●	●	●	●	●
Drop-In Mode	○	○	○	●	●	●	●	●	●	●
Inbound Load Balancing	○	○	○	●	●	●	●	●	●	●
SpeedFusion Bandwidth Bonding	○	○	Add-On	●	●	●	●	●	●	●
Number of SpeedFusion Peers <sup>4</sup>	○	○	2	2	2/20 <sup>8</sup>	20	50	300	800	4000
SpeedFusion Throughput <sup>3</sup>	○	○	30Mbps	80Mbps	150Mbps	150Mbps	200Mbps	400Mbps	800Mbps	2Gbps
L2TP / PPTP VPN Server	●	●	●	●	●	●	●	●	●	●
IPsec VPN (Network-to-Network)	●	●	●	●	●	●	●	●	●	●
Manage Pepwave AP	●	●	●	●	●	●	●	●	●	●
Maximum Number of AP Supported	10	10	10	30	50	50	100	250	500	2000
Manage Remote AP & Multiple Config Profiles	○	○	○	○	● <sup>9</sup>	● <sup>9</sup>	● <sup>9</sup>	● <sup>9</sup>	● <sup>9</sup>	● <sup>9</sup>
Bandwidth Usage Monitor	●	●	●	●	●	●	●	●	●	●
QoS for VoIP and E-commerce	●	●	●	●	●	●	●	●	●	●
User Groups Bandwidth Control	●	●	●	●	●	●	●	●	●	●
Web Blocking	●	●	●	●	●	●	●	●	●	●
1U Rackmount	○	○	○	●	●	●	●	●	●	●
High Availability	○	○	○	●	●	●	●	●	●	●
LAN Bypass	○	○	○	○	●	●	●	●	●	●
Dual Hot Swap Power Supply	○	○	○	○	○	○	○	○	○	●

<sup>1</sup> For a list of supported modems, please refer to: <http://www.peplink.com/modem>  
<sup>2</sup> Recommendation for sizing purposes only. No software restrictions applied.  
<sup>3</sup> Router and SpeedFusion Throughput is based on Ethernet frame sizes of 1280 or 1518 bytes. Actual performance can vary across different networking environments. Figures apply to the latest hardware revision.  
<sup>4</sup> Number of peer Peplink or Pepwave devices you can connect using SpeedFusion.  
<sup>5</sup> The Balance 20 and 210 has 2 WAN ports activated by default. The third WAN port can be activated by an optional license key.  
<sup>6</sup> If the WAN Activation License (BPL-ONE-LC-5WAN) is activated, router throughput will be changed to 400Mbps, both number of WAN and LAN will become 5.  
<sup>7</sup> Available in BPL-ONE.  
<sup>8</sup> Balance 305 supports 2 SpeedFusion peers. It supports up to 20 SpeedFusion peers with purchase of SpeedFusion License.  
<sup>9</sup> Balance 20/30 LTE/One/210 comes with AP Controller Standard, which supports one configuration profile with multiple SSIDs, meaning that all APs will share the same configuration, and you can only manage APs on the local physical LAN. Balance 305/380/580/710/1350/2500 comes with AP Controller Pro, which supports multiple configuration profiles with multiple SSIDs, and you can manage remote APs outside the local physical LAN.  
<sup>10</sup> Balance 2500 is available in two configurations with different LAN interfaces.  
<sup>11</sup> SFP+ fiber module (transceiver) is not included.

## Ordering Information

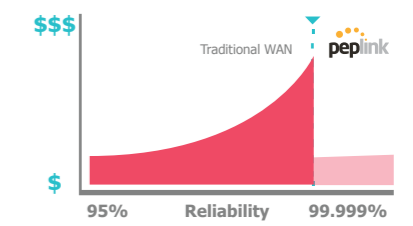

Product Code	Model	Description	
BPL-021	Balance 20	2x GE WAN ports and 4x GE LAN ports.	
BPL-031-LTE-US-T	Balance 30 LTE for Verizon/Sprint/AT&T-Mobile	2x GE WAN ports and 4x GE LAN ports. 4G LTE: B2/1900, B4/AWS (XLTE), B5/850, B13/700, B17/700, B25/190	WCDMA/HSPA+/DC-HSPA+: B1/2100, B2/1900, B4/AWS, B5/850, B8/900 EV-DO Rev.A: BC0/800, BC1/1900, BC10/800
BPL-031-LTE-E-T	Balance 30 LTE for Europe/International	2x GE WAN ports and 4x GE LAN ports. 4G LTE: B1/2100, B3/1800, B7/2600, B8/900, B20/800	WCDMA/HSPA+/DC-HSPA+: B1/2100, B2/1900, B5/850, B6/800, B8/900
BPL-031-LTEA-W-T	Balance 30 LTEA for Worldwide <sup>^</sup>	2x GE WAN ports and 4x GE LAN ports. 4G LTE-A: B1/2100, B2/1900, B3/1800, B4/AWS, B5/850, B7/2600, B8/900GSM, B12/700a, B13/700c, B20/800DD, B25/1900+, B26/850+, B29/700d, B30/2300WCS, B41/TD 2500	WCDMA/HSPA+/DC-HSPA+: B1/2100, B2/1900, B3/1800, B4/AWS, B5/850, B8/900
BPL-031-LTEA-P-T	Balance 30 LTE for Asia Pacific	2x GE WAN ports and 4x GE LAN ports. 4G LTE-A: B1/2100, B3/1800, B5/850, B7/2600, B8/900, B18/800 Lower, B19/800 Upper, B21/1500 Upper, B28/700 APT, B38/TD 2600, B39/TD 1900+, B40/TD 2300, B41/TD 2500	WCDMA/HSPA+/DC-HSPA+: B1/2100, B6/800, B8/900, B9/1800, B19/800 Upper TD-SCDMA: B39/1900
BPL-ONE	Balance One	Advanced Dual-WAN Router. 8x GE LAN Ports. Built-in simultaneous dual-band 802.11ac Wi-Fi AP with embedded antennas.	
BPL-ONE-CORE	Balance One Core	Advanced Dual-WAN Router. 8x GE LAN Ports.	
BPL-210	Balance 210	2x GE WAN ports and 7x GE LAN ports. SpeedFusion capable.	
BPL-305	Balance 305	3x GE WAN ports and 3x GE LAN ports. SpeedFusion available as a paid upgrade.	
BPL-380	Balance 380	3x GE WAN ports and 3x GE LAN ports. SpeedFusion capable.	
BPL-580	Balance 580	5x GE WAN ports and 3x GE LAN ports. SpeedFusion capable.	
BPL-710	Balance 710	7x GE WAN ports and 3x GE LAN ports. SpeedFusion capable.	
BPL-135	Balance 1350	13x GE WAN ports and 3x GE LAN ports. SpeedFusion capable.	
BPL-2500	Balance 2500	12x GE WAN ports and 8x GE LAN ports. Supports LACP (802.3ad) NIC bonding. SpeedFusion capable.	
BPL-2500-SFP	Balance 2500	12x GE WAN ports and 2x 10G SFP+ LAN ports. SpeedFusion capable.	
BPL-2500-2SFP	Balance 2500	4x GE WAN ports, 2x 10G SFP+ WAN ports, and 2x 10G SFP+ LAN ports. SpeedFusion capable.	

<sup>^</sup>Pending certification by Verizon and Sprint in the US

## Peplink Balance SD-WAN Router

The Peplink Balance SD-WAN router lets you take control of your WAN and achieve unbreakable Internet connectivity. Centralized cloud management simplifies network setup, configuration, and maintenance.


### Greater Speeds, Absolute Reliability, up to 90% Cost Reduction



Using SpeedFusion™ bandwidth bonding technology, you can combine multiple DSL, cable, 4G LTE, and 3G links – up to 13 of them into a single high-speed SD-WAN connection. This enables you to access headquarters at greater speeds than you could achieve with a single link.

With each link you add, the SD-WAN connection increases its reliability. Use multiple connection technologies from diverse ISPs to provide connectivity resilience at a fraction of what it would cost using traditional WAN alone.

### Intelligent VPN Traffic Routing



Guarantee the session integrity of sensitive applications such as point-of-sale or credit card transactions using Hot failover. Stream HD videos and have smooth videoconferences using SpeedFusion VPN technology. Use your commodity links to offload for your bulk traffic to the public Internet, while saving your critical traffic for private links.

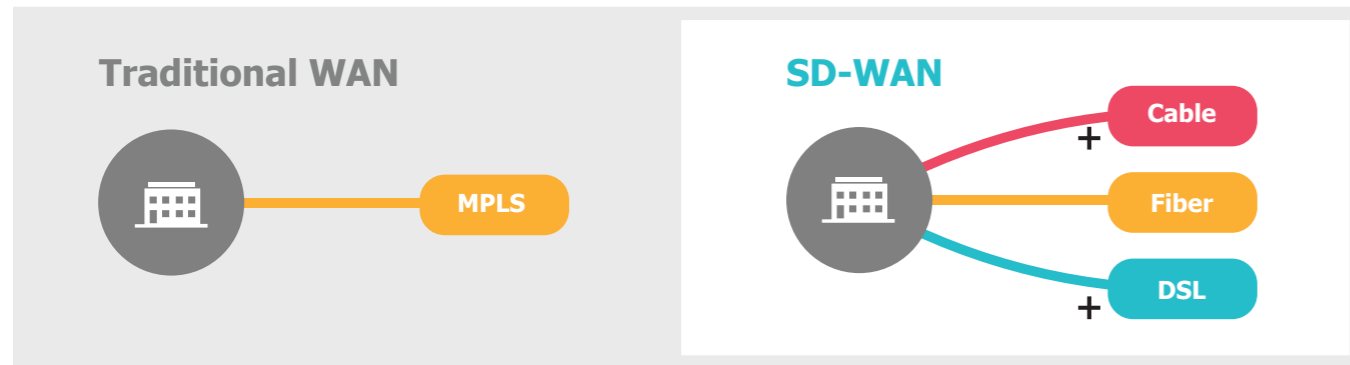
### Simple, Powerful Cloud Management



Using InControl, our powerful SD-WAN controller, you can easily perform a multitude of tasks from a browser. Set up a star, mesh, or point-to-point VPN with just a couple of clicks. Configure groups of devices at once to save time. Schedule automatic firmware updates for your devices.



## Flexibility and Routing Intelligence Through WAN Virtualization.



**Greater Flexibility:** Peplink routers are capable of taking multiple Internet links and turning them into a single connection. To increase speed or reliability, simply add more links.

**Application-Awareness:** Set-up your traffic priorities, including VoIP and custom application traffic, with a few clicks. Once

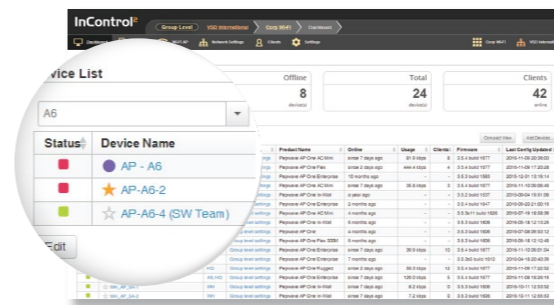
configured, all traffic is managed automatically by the software defined rules set on the device – no human interaction is required.

**Automatic Failover:** Peplink Routers keep your network up and running by continually checking the health of all connected links and routing traffic around inactive or intermittent connections.

More Information: [www.peplink.com/sd-wan](http://www.peplink.com/sd-wan)

## InControl SD-WAN Controller For Simplified Network Management.

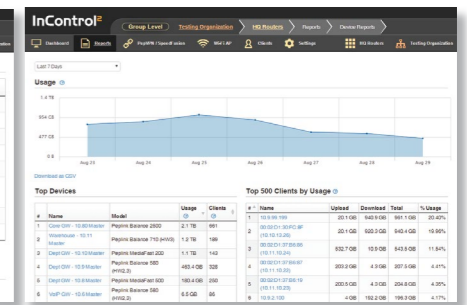
Dashboard View:



Group Firmware Policy:

Product Name	Model Name	Firmware	Release Date
Peplink Balance 2000	6.1.0 build 1085	Release Date	
Peplink Balance 380 (HW3.5)	6.3.2 build 3525	Release Date	
Peplink Balance 580 (HW1)	6.2.2 build 3362	Release Date	
Peplink Balance 580 (HW2.3)	6.3.0 build 1601	Release Date	
Peplink Balance 710 (HW1.2)	6.3.0 build 1601	Release Date	
Peplink Balance 710 (HW3)	6.3.0 build 1601	Release Date	

Group Bandwidth Usage Report:




### Comprehensive Reporting

Using InControl, branch offices can be monitored and managed centrally, giving network administrators full control over their networks using a single interface. Monitor your network's bandwidth consumption, connection status, connected clients and more in an easy to use bird-eye view.

### Easy Management

Remotely access the Web Admin of any router in your network, and make configuration changes without going onsite. Push a configuration profile to multiple devices, and set-up groupwide firmware updates to save time.

More Information: [www.peplink.com/incontrol](http://www.peplink.com/incontrol)



Balance 580



Balance One



Balance 1350



AP One AC Mini

## Higher Reliability, Lower Costs MPLS Replacement Success Stories.



### Town Of Tonawanda, New York

The Town of Tonawanda, New York needed dependable and secure VPN for its VoIP system. They initially looked into MPLS options, but the costs were staggering. Instead, they installed Peplink routers in 9 critical locations, with a municipal police station acting as HQ.

*"To date, my devices have been up and running continuously with no intervention for 114 days with zero issues."*

- Andrew W. Pudlak, IT Manager

Full story: [www.peplink.com/tonawanda](http://www.peplink.com/tonawanda)



### Harrington Industrial Plastics

Harrington, the US's largest distributor of industrial plastic piping, required peak performance at its 43 busy branches. Using Peplink routers, Harrington was able to seamlessly replace their MPLS network by bonding cost-effective Cable, Fiber, and DSL connections. They couldn't be happier:

*"We are saving 100K annually as compared to dedicated T1 and MPLS costs. Not to mention we are now getting 4 times the bandwidth!"*

- Charles Miller, Systems Engineering

Full story: [www.peplink.com/harrington](http://www.peplink.com/harrington)

## All-in-One AP Controller Solution. Cost-Effective Branch Office AP Management. Built-in Captive Portal.



### Built Into All Balance Routers

AP Controller software comes standard with every Peplink router, making it a cost-effective AP management solution for small to medium locations.

### Easier Management

Control and monitor your PEPWAVE AP using a centralized admin interface. Just connect a PEPWAVE AP to the network and it will be discovered by the Balance automatically. Manage all network connections, local client access, and user bandwidth policy.



### Easy Wi-Fi Portal

Peplink's AP Controller solution features a built-in captive portal, which allows you to provide Wi-Fi hotspot service to your customers or Wi-Fi access to your guests in a corporate environment. From showing a splash screen for free users to accept service terms to creating a user login for your paid customers, you can easily customize your Wi-Fi portal in just a few clicks.

More Information: [www.peplink.com/ap-controller](http://www.peplink.com/ap-controller)