

Omada

# Business Cloud SDN Solution

## Omada EAP - Business Wi-Fi Series:

EAP690E HD / EAP670 / EAP660 HD / EAP653 / EAP650 / EAP620 HD / EAP613 / EAP610 / EAP265 HD / EAP245 / EAP225 / EAP223 / EAP115 / EAP110 / EAP655-Wall / EAP650-Wall / EAP615-Wall / EAP235-Wall / EAP230-Wall / EAP225-Wall / EAP115-Wall / EAP650-Outdoor / EAP610-Outdoor / EAP225-Outdoor / EAP110-Outdoor



Omada SDN Controller



EAP690E HD  
EAP670  
EAP660 HD



EAP655-Wall



EAP615-Wall  
EAP235-Wall  
EAP225-Wall



EAP650-Outdoor  
EAP610-Outdoor



EAP265 HD  
EAP245



EAP650-Wall






EAP230-Wall  
EAP115-Wall







EAP225-Outdoor  
EAP110-Outdoor





## Wall Plate 802.11ax AP

Picture			
Model	EAP655-Wall	EAP650-Wall	EAP615-Wall
Product	AX3000 Wall Plate Wi-Fi 6 Access Point	AX3000 Wall Plate Wi-Fi 6 Access Point	AX1800 Wall Plate Wi-Fi 6 Access Point
Speed	2.4 GHz: 574 Mbps 5 GHz: 2402 Mbps	2.4 GHz: 574 Mbps 5 GHz: 2402 Mbps	2.4 GHz: 574 Mbps 5 GHz: 1201 Mbps
Ethernet Port	4x Gigabit Ethernet Port	2x Gigabit Ethernet Port	4x Gigabit Ethernet Port
Power Supply	802.3af/at PoE	802.3afPoE	802.3af/at PoE
Internal Antennas	2.4 GHz: 2x 3 dBi 5 GHz: 2x 5 dBi	2.4 GHz: 2x 3 dBi 5 GHz: 2x 5 dBi	2.4 GHz: 2x 4 dBi 5 GHz: 2x 4 dBi

## Wall Plate 802.11n/ac AP

Picture				
Model	EAP235-Wall	EAP230-Wall	EAP225-Wall	EAP115-Wall
Product	Omada AC1200 Wireless MU-MIMO Gigabit Wall Plate Access Point	Omada AC1200 Wireless MU-MIMO Gigabit Wall-Plate Access Point	Omada AC1200 Wireless MU-MIMO Wall-Plate Access Point	300Mbps Wireless N Wall-Plate Access Point
Speed	2.4 GHz: 300 Mbps 5 GHz: 867 Mbps	2.4 GHz: 300 Mbps 5 GHz: 867 Mbps	2.4 GHz: 300 Mbps 5 GHz: 867 Mbps	2.4 GHz: 300 Mbps
Ethernet Port	4x Gigabit Ethernet Port	2x Gigabit Ethernet Port	4x 10/100Mbps Ethernet Port	2x 10/100Mbps Ethernet Port
Power Supply	802.3af/at PoE	802.3af PoE	802.3af/at PoE	802.3af PoE
Internal Antennas	2.4 GHz: 2x 4 dBi 5 GHz: 2x 4 dBi	2.4 GHz: 2x 4 dBi 5 GHz: 2x 3.6 dBi	2.4 GHz: 2x 3 dBi 5 GHz: 2x 4 dBi	2x 1.8 dBi

## Outdoor 802.11n/ac/ax AP

Picture				
Model	EAP650-Outdoor	EAP610-Outdoor	EAP225-Outdoor	EAP110-Outdoor
Product	AX3000 Indoor/Outdoor Wi-Fi 6 Access Point	AX1800 Indoor/Outdoor Wi-Fi 6 Access Point	AC1200 Wireless MU-MIMO Gigabit Indoor/Outdoor Access Point	300Mbps Wireless N Outdoor Access Point
Speed	2.4 GHz: 574 Mbps 5 GHz: 2402 Mbps	2.4 GHz: 574 Mbps 5 GHz: 1201 Mbps	2.4 GHz: 300Mbps 5 GHz: 867Mbps	2.4 GHz: 300Mbps
Ethernet Port	1x Gigabit Ethernet Port	1x Gigabit Ethernet Port	1x Gigabit Ethernet Port	1x 10/100Mbps Ethernet Port
Power Supply	802.3at PoE / 48V Passive PoE	802.3at PoE / 48V Passive PoE	802.3af PoE / 24V Passive PoE	24V Passive PoE
Internal Antennas	2 Internal Dual-Band Omni Antennas 2.4 GHz: 4 dBi; 5 GHz: 5 dBi	2 Internal Dual-Band Omni Antennas 2.4 GHz: 4 dBi; 5 GHz: 5 dBi	2 Dual-Band Omni Antennas (External Detachable) 2.4 GHz: 3 dBi; 5 GHz: 4 dBi	2 Omni Antennas (External Detachable) 2.4 GHz: 3 dBi

## Outdoor 802.11ax AP

Model		EAP650-Outdoor	EAP610-Outdoor
Name		AX3000 Indoor/Outdoor Wi-Fi 6 Access Point	AX1800 Indoor/Outdoor Wi-Fi 6 Access Point
Main Design	LAN Interfaces	1x Gigabit Ethernet Port	1x Gigabit Ethernet Port
	Wi-Fi Standards	IEEE 802.11a/b/g/n/ac/ax	IEEE 802.11a/b/g/n/ac/ax
	Maximum Data Rate	574 Mbps (2.4 GHz) + 2402 Mbps (5 GHz)	574 Mbps (2.4 GHz) + 1201 Mbps (5 GHz)
	Concurrent Clients	250+	250+
	Antennas	2 Internal Dual-Band Omni Antennas 2.4 GHz: 4 dBi; 5 GHz: 5 dBi	2 Internal Dual-Band Omni Antennas 2.4 GHz: 4 dBi; 5 GHz: 5 dBi
	Transmit Power	CE: < 20 dBm (2.4 GHz, EIRP), < 30 dBm (5 GHz, EIRP); FCC: < 25 dBm (2.4 GHz), < 25 dBm (5 GHz)	CE: < 20 dBm (2.4 GHz, EIRP), < 30 dBm (5 GHz, EIRP); FCC: < 25 dBm (2.4 GHz), < 25 dBm (5 GHz)
Centralized Management	Omada Software Controller	•	•
	Omada Hardware Controller	•	•
	Omada APP	•	•
Security	Captive Portal Authentication	•	•
	Access Control	•	•
	Maximum number of MAC Filter	4000	4000
	Wireless Isolation between Clients	•	•
	VLAN	•	•
	Rogue AP Detection	•	•
	Wireless Encryption	WPA-Personal/Enterprise, WPA2-Personal/Enterprise, WPA3-Personal/Enterprise	WPA-Personal/Enterprise, WPA2-Personal/Enterprise, WPA3-Personal/Enterprise
802.1X Support	•	•	
Wireless Function	Multiple SSIDs	16 (8 for each band)	16 (8 for each band)
	Enable/Disable Wireless Radio	•	•
	Enable/Disable SSID Broadcast	•	•
	Guest Network	•	•
	Automatic Channel Assignment	•	•
	Transmit Power Control	Adjust transmit Power on dBm	Adjust transmit Power on dBm
	QoS (WMM)	•	•
	Seamless Roaming	•	•
	Mesh	•	•
	Beamforming	•	•
	MU-MIMO	•	•
	Rate Limit	Based on SSID/Client	Based on SSID/Client
	Load Balance	•	•
	Airtime Fairness	•	•
	Band Steering	•	•
	RADIUS Accounting	•	•
	MAC Authentication	•	•
	Reboot Schedule	•	•
	Wireless Schedule	•	•
Wireless Statistics	•	•	
Static IP/Dynamic IP	•	•	
Support Data Rates	802.11ax	8 Mbps to 1201 Mbps (MCS0-MCS11, NSS = 1 to 2 HE20/40/80)	8 Mbps to 1201 Mbps (MCS0-MCS11, NSS = 1 to 2 HE20/40/80)
	802.11ac	6.5 Mbps to 1083.3 Mbps (MCS0-MCS9, NSS = 1 to 2 VHT20/40/80)	6.5 Mbps to 1083.3 Mbps (MCS0-MCS9, NSS = 1 to 2 VHT20/40/80)
	802.11n	6.5 Mbps to 300 Mbps (MCS0-MCS15, HT20/40)	6.5 Mbps to 300 Mbps (MCS0-MCS15, HT20/40)
	802.11g	6, 9, 12, 18, 24, 36, 48, 54 Mbps	6, 9, 12, 18, 24, 36, 48, 54 Mbps
	802.11b	1, 2, 5.5, 11 Mbps	1, 2, 5.5, 11 Mbps
	802.11a	6, 9, 12, 18, 24, 36, 48, 54 Mbps	6, 9, 12, 18, 24, 36, 48, 54 Mbps

## Outdoor 802.11ax AP

Model		EAP650-Outdoor	EAP610-Outdoor
Management	LED ON/OFF Control	•	•
	Management MAC Access Control	•	•
	Web-based Management	•	•
	SNMP	v1, v2c, v3	v1, v2c, v3
	SSH	•	•
	Restore & Backup	•	•
	Firmware update via Web	•	•
	NTP	•	•
	System Log	•	•
Email Alerts	•	•	
Physical & Environment	Power Supply	802.3at PoE or 48V Passive PoE (PoE Adapter Included)	802.3at PoE or 48V Passive PoE (PoE Adapter Included)
	Maximum Power Consumption	EU: 12.5W (802.3at PoE or Passive PoE) US: 14.7W (802.3at PoE or Passive PoE)	EU: 12.5W (802.3at PoE or Passive PoE) US: 14.7W (802.3at PoE or Passive PoE)
	Reset	•	•
	Mounting	Pole/Wall mouting (Kits included)	Pole/Wall mouting (Kits included)
Others	Certifications	CE, FCC, RoHS	CE, FCC, RoHS
	Dimensions (W x D x H)	280.4 × 106.5 × 56.8 mm	280.4 × 106.5 × 56.8 mm
	Environment	Operating Temperature: -30 °C–70 °C (-22 °F–158 °F); Storage Temperature: -40 °C–70 °C (-40 °F–158 °F); Operating Humidity: 10%–90% non-condensing; Storage Humidity: 5%–90% non-condensing;	Operating Temperature: -30 °C–70 °C (-22 °F–158 °F); Storage Temperature: -40 °C–70 °C (-40 °F–158 °F); Operating Humidity: 10%–90% non-condensing; Storage Humidity: 5%–90% non-condensing;