

Omada

Business Cloud SDN Solution

Omada EAP - Business Wi-Fi Series:

EAP690E HD / EAP670 / EAP660 HD / EAP653 / EAP650 / EAP620 HD / EAP613 / EAP610 / EAP265 HD / EAP245 / EAP225 / EAP223 / EAP115 / EAP110 / EAP655-Wall / EAP650-Wall / EAP615-Wall / EAP235-Wall / EAP230-Wall / EAP225-Wall / EAP115-Wall / EAP650-Outdoor / EAP610-Outdoor / EAP225-Outdoor / EAP110-Outdoor



Omada SDN Controller



EAP690E HD
EAP670
EAP660 HD

EAP653 / EAP650
EAP620 HD
EAP613 / EAP610



EAP655-Wall



EAP615-Wall
EAP235-Wall
EAP225-Wall



EAP650-Outdoor
EAP610-Outdoor



EAP265 HD
EAP245

EAP225 / EAP223
EAP115 / EAP110



EAP650-Wall






EAP230-Wall
EAP115-Wall







EAP225-Outdoor
EAP110-Outdoor





Wall Plate 802.11ax AP

Picture			
Model	EAP655-Wall	EAP650-Wall	EAP615-Wall
Product	AX3000 Wall Plate Wi-Fi 6 Access Point	AX3000 Wall Plate Wi-Fi 6 Access Point	AX1800 Wall Plate Wi-Fi 6 Access Point
Speed	2.4 GHz: 574 Mbps 5 GHz: 2402 Mbps	2.4 GHz: 574 Mbps 5 GHz: 2402 Mbps	2.4 GHz: 574 Mbps 5 GHz: 1201 Mbps
Ethernet Port	4x Gigabit Ethernet Port	2x Gigabit Ethernet Port	4x Gigabit Ethernet Port
Power Supply	802.3af/at PoE	802.3afPoE	802.3af/at PoE
Internal Antennas	2.4 GHz: 2x 3 dBi 5 GHz: 2x 5 dBi	2.4 GHz: 2x 3 dBi 5 GHz: 2x 5 dBi	2.4 GHz: 2x 4 dBi 5 GHz: 2x 4 dBi

Wall Plate 802.11n/ac AP

Picture				
Model	EAP235-Wall	EAP230-Wall	EAP225-Wall	EAP115-Wall
Product	Omada AC1200 Wireless MU-MIMO Gigabit Wall Plate Access Point	Omada AC1200 Wireless MU-MIMO Gigabit Wall-Plate Access Point	Omada AC1200 Wireless MU-MIMO Wall-Plate Access Point	300Mbps Wireless N Wall-Plate Access Point
Speed	2.4 GHz: 300 Mbps 5 GHz: 867 Mbps	2.4 GHz: 300 Mbps 5 GHz: 867 Mbps	2.4 GHz: 300 Mbps 5 GHz: 867 Mbps	2.4 GHz: 300 Mbps
Ethernet Port	4x Gigabit Ethernet Port	2x Gigabit Ethernet Port	4x 10/100Mbps Ethernet Port	2x 10/100Mbps Ethernet Port
Power Supply	802.3af/at PoE	802.3af PoE	802.3af/at PoE	802.3af PoE
Internal Antennas	2.4 GHz: 2x 4 dBi 5 GHz: 2x 4 dBi	2.4 GHz: 2x 4 dBi 5 GHz: 2x 3.6 dBi	2.4 GHz: 2x 3 dBi 5 GHz: 2x 4 dBi	2x 1.8 dBi

Outdoor 802.11n/ac/ax AP

Picture				
Model	EAP650-Outdoor	EAP610-Outdoor	EAP225-Outdoor	EAP110-Outdoor
Product	AX3000 Indoor/Outdoor Wi-Fi 6 Access Point	AX1800 Indoor/Outdoor Wi-Fi 6 Access Point	AC1200 Wireless MU-MIMO Gigabit Indoor/Outdoor Access Point	300Mbps Wireless N Outdoor Access Point
Speed	2.4 GHz: 574 Mbps 5 GHz: 2402 Mbps	2.4 GHz: 574 Mbps 5 GHz: 1201 Mbps	2.4 GHz: 300Mbps 5 GHz: 867Mbps	2.4 GHz: 300Mbps
Ethernet Port	1x Gigabit Ethernet Port	1x Gigabit Ethernet Port	1x Gigabit Ethernet Port	1x 10/100Mbps Ethernet Port
Power Supply	802.3at PoE / 48V Passive PoE	802.3at PoE / 48V Passive PoE	802.3af PoE / 24V Passive PoE	24V Passive PoE
Internal Antennas	2 Internal Dual-Band Omni Antennas 2.4 GHz: 4 dBi; 5 GHz: 5 dBi	2 Internal Dual-Band Omni Antennas 2.4 GHz: 4 dBi; 5 GHz: 5 dBi	2 Dual-Band Omni Antennas (External Detachable) 2.4 GHz: 3 dBi; 5 GHz: 4 dBi	2 Omni Antennas (External Detachable) 2.4 GHz: 3 dBi

Wall Plate 802.11n/ac AP

Model		EAP235-Wall	EAP230-Wall	EAP225-Wall	EAP115-Wall
Name		AC1200 Wireless MU-MIMO Gigabit Wall Plate Access Point	AC1200 Wireless MU-MIMO Gigabit Wall Plate Access Point	AC1200 Wireless MU-MIMO Wall Plate Access Point	300 Mbps Wireless N Wall Plate Access Point
Main Design	LAN Interfaces	Uplink: 1x Gigabit Ethernet Port Downlink: 3x Gigabit Ethernet Port (one supports PoE Out)	Uplink: 1x Gigabit Ethernet Port Downlink: 1x Gigabit Ethernet Port	Uplink: 1x 10/100 Mbps Ethernet Port Downlink: 3x 10/100 Mbps Ethernet Port (one supports PoE Out)	Uplink: 1x 10/100 Mbps Ethernet Port Downlink: 1x 10/100 Mbps Ethernet Port
	Wi-Fi Standards	IEEE 802.11 a/b/g/n/ac			IEEE 802.11 a/b/g/n
	Maximum Data Rate	300 Mbps (2.4 GHz) + 867 Mbps (5 GHz)			300 Mbps (2.4 GHz)
	Concurrent Clients	200+	200+	200+	100+
	Antennas	2.4 GHz: 2x 4 dBi 5 GHz: 2x 4 dBi	2.4 GHz: 2x 4 dBi 5 GHz: 2x 3.6 dBi	2.4 GHz: 2x 3 dBi 5 GHz: 2x 4 dBi	2x 1.8 dBi
	Transmit Power	CE: < 20 dBm (2.4 GHz); < 23 dBm (5 GHz) FCC: < 21 dBm (2.4 GHz); < 21 dBm (5 GHz)	CE: < 20 dBm (2.4 GHz, EIRP); < 23 dBm (5 GHz, EIRP)	CE: < 20 dBm (2.4 GHz, EIRP); < 23 dBm (5 GHz, EIRP) FCC: < 21 dBm (2.4 GHz); < 21 dBm (5 GHz)	CE: < 20 dBm
Centralized Management	Omada Software Controller	•			
	Omada Hardware Controller	•			
	Omada APP	•			
Security	Captive Portal Authentication	•			
	Access Control	•			
	Maximum number of MAC Filter	4000			
	Wireless Isolation between Clients	•			
	VLAN	•			
	Rogue AP Detection	•			
	Wireless Encryption	WPA-Personal/Enterprise, WPA2-Personal/Enterprise			
	802.1X Support	•			
Wireless Function	Multiple SSIDs	16 (8 on each band)			8
	Enable/Disable Wireless Radio	•			
	Enable/Disable SSID Broadcast	•			
	Guest Network	•			
	Automatic Channel Assignment	•			
	Transmit Power Control	Adjust transmit Power on dBm			
	QoS (WMM)	•			
	Seamless Roaming	-			
	Mesh	-			
	Beamforming	•			-
	MU-MIMO	•			-
	Rate Limit	Based on SSID/Client			
	Load Balance	•			
	Airtime Fairness	-			
	Band Steering	•			-
	RADIUS Accounting	•			
	MAC Authentication	•			
	Reboot Schedule	•			
	Wireless Schedule	•			
	Wireless Statistics	•			
Static IP/Dynamic IP	•				

Wall Plate 802.11n/ac AP

Model		EAP235-Wall	EAP230-Wall	EAP225-Wall	EAP115-Wall
Support Data Rates	802.11ac	6.5 Mbps to 867 Mbps (MCS0-MCS9, NSS = 1 to 2 VHT20/40/80)			-
	802.11n	6.5 Mbps to 300 Mbps (MCS0-MCS15, HT20/40)			
	802.11g	6, 9, 12, 18, 24, 36, 48, 54 Mbps			
	802.11b	1, 2, 5.5, 11 Mbps			
	802.11a	6, 9, 12, 18, 24, 36, 48, 54 Mbps			-
Management	LED ON/OFF Control	•			
	Management MAC Access Control	•			
	Web-based Management	•			
	SNMP	v1, v2c			
	SSH	•			
	Restore & Backup	•			
	Firmware update via Web	•			
	NTP	•			
	System Log	•			
	Email Alerts	•			
Physical & Environment	Power Supply	802.3af/at PoE			802.3af PoE
	Maximum Power Consumption	9.8 W (Without PoE Out)	7 W	9.8 W (Without PoE Out)	2.8 W
	Reset	•			
	Mounting	Wall Plate Mounting (Kits included)			
Others	Certifications	FCC, RoHS	CE, RoHS	CE, FCC, RoHS	CE, RoHS
	Dimensions (W x D x H)	143 x 86 x 20 mm	86.8 x 86.8 x 30.2 mm	143 x 86 x 20 mm	86.8 x 86.8 x 30.2 mm
	Environment	Operating Temperature: 0 °C–40 °C (32 °F–104 °F); Storage Temperature: -40 °C–70 °C (-40 °F–158 °F); Operating Humidity: 10%–90% non-condensing; Storage Humidity: 5%–90% non-condensing;			