



CCR1016-12G

CCR1016-12G is an industrial grade router with cutting edge 16 core CPU. If your network requires to operate with millions of packets per second - Cloud Core Router is your best choice. Unit is equipped with 12 Gigabit Ethernet ports and a color touchscreen LCD.



- 16 core networking CPU
- 1.2 GHz clock per core
- 12 Mbytes total on-chip cache
- State of the art TILE GX architecture
- Ports directly connected to CPU
- 1U rackmount case
- 12 Gigabit Ethernet ports
- Color touchscreen LCD display
- Up to 17.8 mpps throughput in fastpath mode (wire speed)
- Up to 12 Gbps throughput with RouterOS queue/firewall configuration



The new r2 version has onboard 2 GB of RAM, full size USB slot and dual PSU for redundancy.


Specifications

Product code	CCR1016-12G
CPU	Tilera Tile-Gx16 CPU, 16 cores, 1.2 GHz per core
Size of RAM	2 GB
Storage	512 MB NAND, 512 KB flash
10/100/1000 Ethernet ports	12
Supported input voltage	AC power supply 100 - 240 V
Redundant supply	Yes
USB port	USB type A
Serial port	RJ45
Dimensions	443 x 193 x 44 mm
Operating temperature	-20°C .. +60°C
Operating system	RouterOS, License level 6
Max power consumption	42 W

Included parts



2 IEC cords



Screw kit



Rack ears